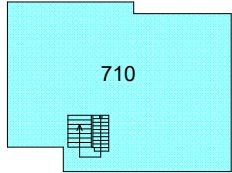
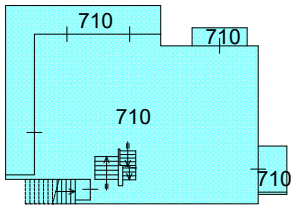


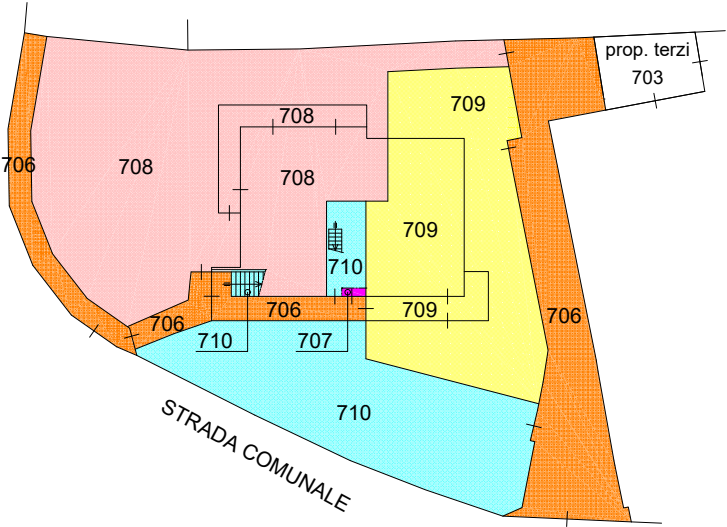
IMMOBILE IN PASTURO (LC) - VIA NISELLA N. 14  
 MAPPALE 164 - PIANTE DEI PIANI



PIANO SECONDO (SOTTOTETTO)

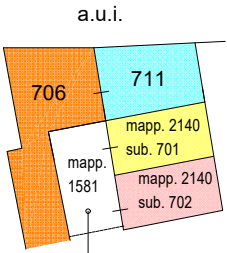


PIANO PRIMO



PIANO TERRENO

- LOTTO B1
- LOTTO B2
- LOTTO B3
- ENTI COMUNI
- ENTE COMUNE LOTTI B1-B2



PIANO PRIMO SOTTOSTRADA

area soggetta a servitù di  
 passo carraio e pedonale

