



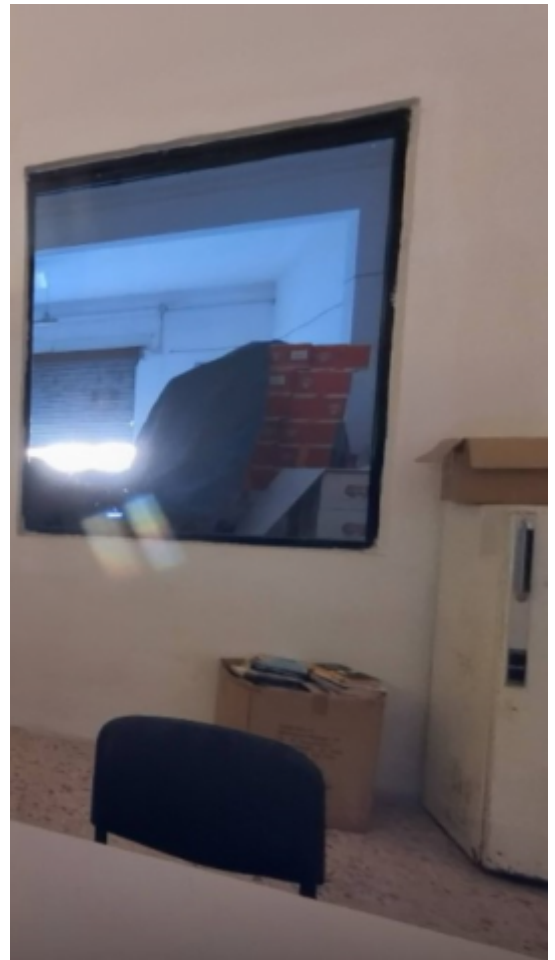


Ingresso su Strada Provinciale 15C



Prospetto su SS189




Magazzino 1





Magazzino 2



Magazzino 3 con accesso diretto al Piano Terra




Magazzino 3 - Piano Primo



Magazzino 3 - Piano Primo



Magazzino 3 - Piano Primo



Magazzino 3 - Piano Primo

